
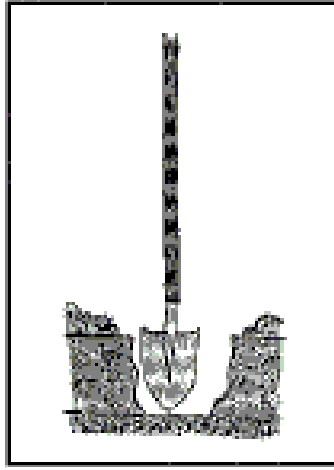



How to Plant a Bare Root Tree




Unpack tree and Soak in water 3- 6 hours. Do not plant with packing material attached to roots and to not let roots dry out.




Dig a hole, wider than seems necessary, so the roots can spread without crowding. Remove any grass within a 3-foot circular area. To aid root growth, turn soil in an area up to 3 feet in diameter.



Place seedling in the hole. Make sure the first main root is slightly below the soil surface. Partially fill the hole, firming the soil around the lower roots. Do not add soil amendments.



Shovel in the remaining soil. It should be firmly, but not tightly packed. Construct a water holding basin around the tree. Give the tree plenty of water.



After the water has soaked in, place a 2-inch deep protective mulch in an area 3 feet in diameter around the base of the tree (but not touching the trunk).



During dry weather, water the tree generously every week or 10 days during the first year.